


# WELCOME TO BACK TO SCHOOL NIGHT!

---

- PLEASE SIGN IN ON THE SIGN IN SHEET
- TAKE A TITLE ONE PAPER NEXT TO THE SIGN IN SHEET
- WHILE YOU WAIT, PLEASE SCAN THE FOOD PERMISSION FORM



# NESHAMINY'S MISSION STATEMENT:


The Neshaminy community builds futures by empowering each child to become a productive citizen and a lifelong learner.



## **Mission Statement / Neshaminy Mission Statement**

The Neshaminy community builds futures by empowering each child to become a productive citize...

 [neshaminy.org](https://neshaminy.org)




# FOLDERS

- QR Codes (food permission and directory)
- Absence notes
- Questions to ask at home for math and reading
- Addition and Subtraction math strategies to help students with homework

# TONIGHT'S SCHEDULE

---

1. MEET THE TEACHER
2. SCHOOL/CLASSROOM GUIDELINES
3. CURRICULUM
4. TITLE 1







MEET THE  
TEACHER  
MORGAN  
PETSIS

# ABOUT ME!

<https://www.neshaminy.org/Page/46167>



I graduated from Bloomsburg University in May 2020.

I hold a B.S. in Early Childhood Education and just finished my masters in Curriculum and Instruction.

This is my fifth year as a teacher and second year in Neshaminy SD.

Outside of school, I like to spend time with my family and friends, I like to cook and bake and I am training to run a marathon. I also work at King George in Bristol on the weekends.

# SCHOOL / CLASS GUIDELINES



# DAILY SCHEDULE

Morning Meeting 8:50–9:25

ELA 9:25–11:15

- phonics, reading, grammar, writing, reading groups

Lunch/Recess 11:15–12:15

Math 12:15–1:15

Specials 1:15–1:55

Snack 1:55–2:05

Science/SS 2:05–2:45

Number Corner 2:45–3:00

Pack up 3:00–3:05

WIN 3:05–3:35



# SPECIALS SCHEDULE

Day 1 - Library

Day 2 - Music

Day 3 - Art

Day 4 - P.E.

Day 5 - Flex



# TRANSPORTATION



Your child will take their regular means of transportation home unless you contact me by note/ email or phone the school.



Regular attendance is important, however, please do not send your child to school sick.

Contact me by note/ email or phone the school.

# SNACK

**PLEASE BE SURE TO SEND YOUR CHILD INTO SCHOOL WITH  
ONE OR TWO SNACKS FOR SNACK TIME.**

**PLEASE BE MINDFUL AS WE DO HAVE A FEW STUDENTS  
WITH PEANUT/TREE NUT ALLERGIES IN THE ROOM.**

**STUDENTS ARE NOT PERMITTED TO SHARE FOOD.**





# BIRTHDAYS

**NON-EDIBLE BIRTHDAY ITEMS ARE WELCOME!**

**NO FOOD WILL BE PASSED OUT.**

**BIRTHDAY PARTY INVITATIONS PASSED OUT AT  
SCHOOL MUST INCLUDE EVERYONE.**

**\*BOYS/GIRLS**



# **WEEKLY NEWSLETTER**

**EACH WEEK I WILL SEND OUT A WEEKLY NEWSLETTER  
WHICH WILL INCLUDE EVERYTHING WE ARE LEARNING THAT  
WEEK, ALONG WITH IMPORTANT UPDATES, HOMEWORK  
AND ANYTHING ELSE YOU WILL NEED TO KNOW!**

**THIS IS TO KEEP EVERYONE UP TO DATE. I WILL USE CLASS  
DOJO TO COMMUNICATE SMALL REMINDERS.**

# HOMework

## 1. 100 Book Challenge

- Starting October
- Celebration

## 2. Math independent pages

- One page handed out Monday due Friday

## 3. Grammar or Reading page

- one page handed out Monday, due Friday

## 4. ELA module packet sent home

a. topic of module along with some spelling and high frequency words.

# 100 BOOK CHALLENGE

**15 MINUTES OF READING EACH NIGHT**  
**CELEBRATING MILESTONES ALONG THE WAY**

Starts  
October 7th!

100 Book Challenge Tracker





# FIELD TRIP

- We going to The Academy of Natural Sciences on November 15th!
- The price of the trip will be \$10 per student
- More information to come
- To be a chaperone, you must have your clearances in our volunteer tracker

<https://www.neshaminy.org/Page/31684>

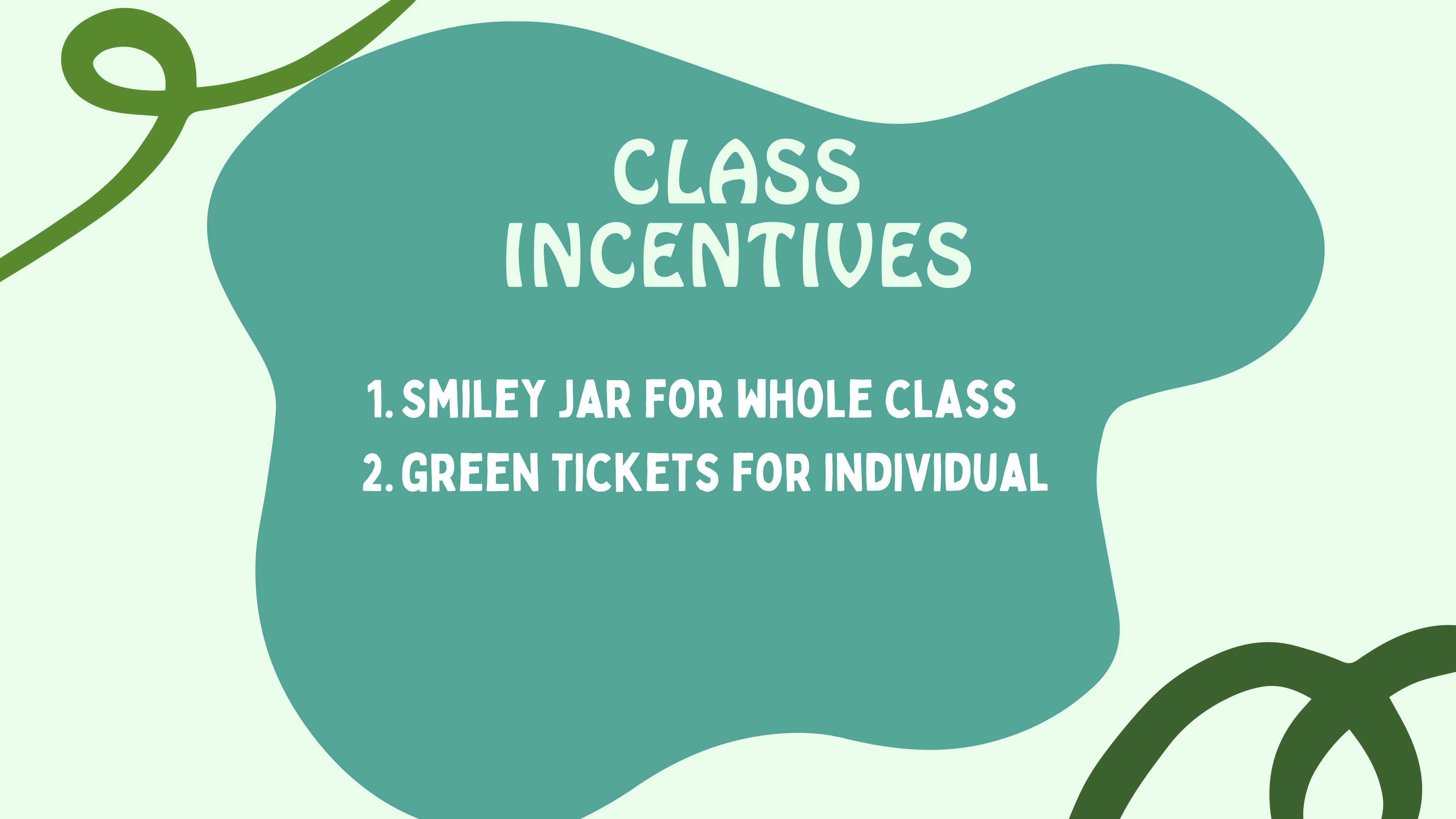


# CLEARANCES

<https://appgarden5.app-garden.com/VolTrackPA97502.nsf>

What you need:

1. Volunteer Affirmation
2. Arrest Report Form
3. Criminal Record Check
4. Volunteer Affidavit

A large, teal-colored speech bubble with a soft, irregular border is centered on a light green background. A thick, dark green vine-like line enters from the top left, loops around, and extends towards the top right. Another similar line enters from the bottom right and curves upwards. The text is contained within the speech bubble.

# **CLASS INCENTIVES**

- 1. SMILEY JAR FOR WHOLE CLASS**
- 2. GREEN TICKETS FOR INDIVIDUAL**



# BEHAVIOR

If your child is having a rough day with behaviors I will communicate that with you via email or a phone call. Students might fill out a think sheet or write you a note of the incident.

# CLASS DOJO



Scan QR Code to get involved

[Link to Dojo](#)

# Student Attendance



- **NSD Board Policy #204**
- **Regular attendance is critically important for learning, plus it's state law.**
- **Students are automatically coded “Unexcused” when they are absent.**
- **Parents/Guardians are required to submit an absence note within 3 days of the absence. Then the absence is changed to “Excused” after approval of the note.**
- **Maximum of 5 Vacation days per school year.**
- **After 3 unexcused days the student is considered “Truant”**
- **Maximum of 15 total absence of any type permitted per year.**
- **Late to school after 9:10**

# SWPBIS

School-Wide Positive Behavior Interventions and  
Supports

RESPECTFUL  
RESPONSIBLE  
SAFE


This program encourages positive behavior and  
interactions while discouraging problem  
behaviors.

<https://www.neshaminy.org/domain/2749>







 Tawanka Token

~ Student Name ~

Date \_\_\_\_\_ Staff \_\_\_\_\_

☐ Respectful ☐ Responsible ☐ Safe

## Tawanka's Acknowledgement System

### What is PBIS?

- ★ A framework for adopting and organizing behavioral supports for all students.
- ★ Takes into consideration the environmental factors that influence students' academics and behavior.
- ★ A way for schools to encourage positive behavior.
- ★ Teach kids about behavior, just as they would teach about other subjects like reading and math.



## Why use PBIS in our schools?

- ★ Promotes positive behavior
  - PBIS focuses on teaching and reinforcing positive behaviors, rather than responding to negative ones.
- ★ Improves school climate
  - PBIS can help improve the school's overall climate and make it a safer and more effective learning environment.
- ★ Improves academic performance
  - PBIS can help improve academic performance and achievement.



## How can you support your child at home?

- ★ When a student comes home with a Tawanka token you can:
  - Congratulate them
  - Ask them why they received it
  - Remind them how proud you are that they made a great choice
- ★ You can use these expectations at home too.
  - Expectations can be used to guide conversations about choices made in any environment. Remember, behaviors and choices are opportunities to learn.





# *Reminders*

1. Reusable water bottles
2. One healthy snack
3. Charged Chromebook
4. Check Take Home Folder each night
5. Headphones

(Please avoid Bluetooth headphones – thank you!)




# PTO



We have a wonderful PTO here at Tawanka.  
Visit the Tawanka website for school information  
and PTO information.

Flyers and handouts are all on the website.  
<https://www.neshaminy.org/domain/2273>

# CURRICULUM





into Reading™



## BUILD

- A Love of Reading
- Foundational Skills
- Topic Knowledge & Vocabulary
- Reading Comprehension

## CONNECT

- Literacy Instruction & Content Areas
- Student Choice & Independent Practice
- Effective Writing & Communication
- Assessment Data & Differentiated Support for All Learners


## GROW

- Social & Emotional Learning
- Continuous, Connected Learning



# Welcome To SECOND GRADE

**Take a peek at our day!**

- Foundational Skills
  - Shared Reading
  - Grammar, Writing and Vocabulary
  - Small Group Reading Centers
- 



# Our Curriculum: Need to Know Facts about HMH Into Reading

- The curriculum ***spirals***. This means students will see the **same skills over and over** throughout the year.
- Into Reading's instruction is ***systematic***. In other words, **what students learn in week one will help them grow and connect to their learning in week two and so forth.**
- Into Reading's Modules are each ***15 lessons long (average 3 weeks)***.
- Each module keeps the same theme/topic.



# Getting involved at home!

## Look out for family letters

### Module 1 Be a Super Citizen

#### HELLO, FAMILY!

Over the next three weeks, our class will be learning about what it means to be a good citizen—at home, at school, and in the community.

We will read about characters and real people who are good citizens, and we will learn how our actions can make a difference to others. Children will also write a personal narrative about something they've done to make the world a better place.

#### BRING IT HOME! Learning fun for the whole family!

##### Big Idea Words

Reinforce these important topic words when you read or talk with your child:

**citizen**  
**difference**  
**kind**

Try to incorporate questions like these into everyday conversations:

- What can you do to show you are a good citizen?
- How can you make a difference in our neighborhood?
- What are some things we could do to be kind to others?

##### Let's Read Together

Make a special time and place to read with your child every day.

During this module about citizenship, try these activities during your reading time together:

- Find examples of kindness in the texts.
- Clap your hands when a character is giving rather than taking.
- Talk about a character who feels he or she doesn't belong and describe how other characters could help.



##### Word Play

Play with words to help develop skills that are important for reading.

- **Week 1: Make Some Noise**  
Add sound effects to stories, using sounds from consonants and short vowels *a* and *i*.
- **Week 2: I Spy**  
Play *I Spy* using words with short *a*, *u*, or *e* sounds. For example: I spy something that has a short *u* sound. (*rug*)
- **Week 3: Let's Compete**  
Challenge each other to come up with the most long *a* or *i* words that end in silent *e*. For example: *late*, *bite*.

Family letters come home at the beginning of each module!



# What Is *i-Ready Classroom Mathematics*?

*i-Ready Classroom Mathematics* is a robust mathematics program designed to help your student become a strong, independent mathematical thinker. It includes:

## Diagnostic Assessment(s)



## Student Worktexts



## Student Digital Experience



*i-Ready Classroom Mathematics* images shown are included as samples. Actual product may vary.



DIAGNOSTIC

WORKTEXT

DIGITAL EXPERIENCE

# Student Digital Experience

## Student Dashboard

Access activities your teachers have assigned (blue buttons) and the Diagnostic or My Path (green buttons)

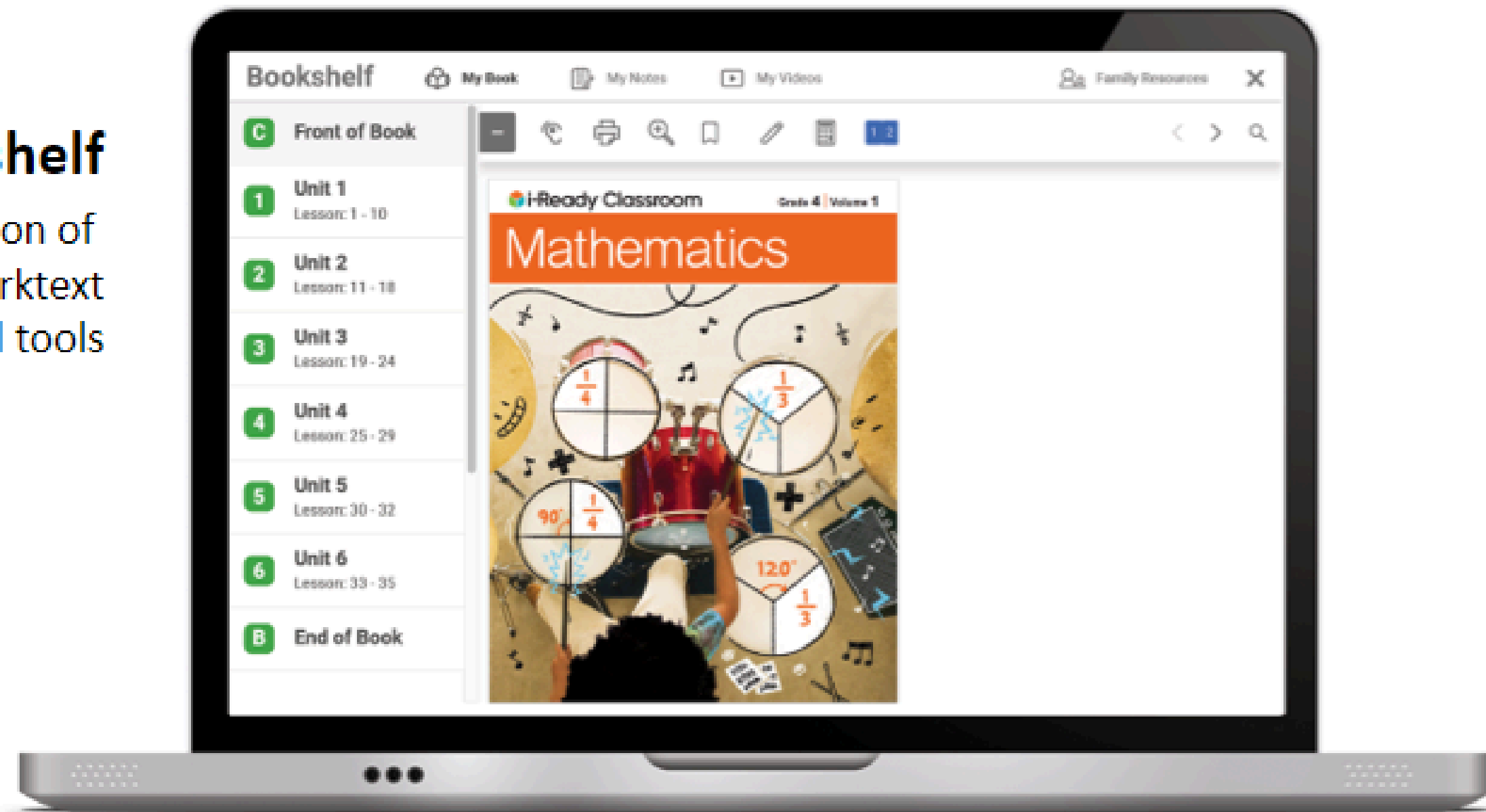


# The Student Digital Experience




## Bookshelf


Digital version of  
the Student Worktext  
and digital tools




# What Math Class Looks Like with *i-Ready Classroom Mathematics*



Lessons span approximately one week.



Each day is a session centered around a single, powerful problem.



Lessons start with an Explore session, followed by one to three Develop sessions, and end with one to two Refine sessions.



# How to Support Your Student with Math This Year

## Stay on Top of Assignments with the Student Dashboard

Family Letters  
& Assignments

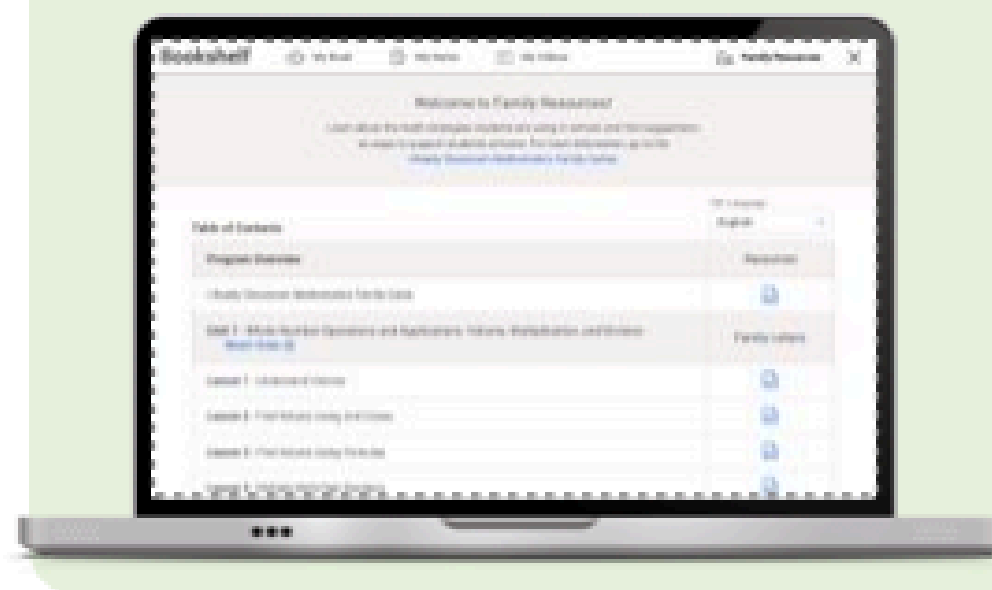
📍 *i-Ready Connect*



## Family Resources

Family Guide  
Unit Flow & Progression Videos

📍 Student Bookshelf on  
*i-Ready Connect*



## Family Center

Additional Resources  
& Support


📍 [ReadyClassroomCentral.com/  
FamilyCenter](https://ReadyClassroomCentral.com/FamilyCenter)



# Personalized Instruction\*




Assigned based on students' Diagnostic results



Separate from students' classwork



Targets students' individual needs



Accessed through [i-ReadyConnect.com](https://i-ReadyConnect.com)



\*Not all schools use Personalized Instruction.



The background is a solid teal color. In the top-left corner, there are two overlapping green leaves. In the bottom-right corner, there is a large green leaf with a prominent vein pattern. A pink rectangular sticky note is positioned diagonally in the center-right of the image. It is held in place by two light blue rectangular tabs at the top corners. A thin red vertical line is on the left side of the sticky note, starting from the top and extending down to the bottom.

# **Social Studies**

Social Studies Weekly:

- Communities
- Geography
- Goods and Services
- Being Good Citizens


The background is a solid teal color. In the top-left corner, there are two overlapping green leaves. In the bottom-right corner, there is a large green leaf with a prominent vein pattern. A pink rectangular sticky note is positioned diagonally in the center-right of the frame. It is held in place by two light blue rectangular tabs at the top corners. A thin red vertical line is drawn on the left side of the sticky note, starting from the top and extending down to the bottom.

# Science

## Amplify Science

Students are the  
investigators

- Plants and Animal Relationships
- Properties of Materials
- Changing Landforms



TITLE I

# WHAT IS TITLE I AND HOW CAN I BE INVOLVED?

Tawanka Elementary School  
Neshaminy School District  
2024-2025



# Definition of Title I:

- Title I provides federal funding to schools to help students who are low achieving or at most risk of falling behind.
- Title I is allocated to schools based on the percentage of students receiving free/reduced lunch.
- Tawanka Elementary School applied to become a Schoolwide Title I school for the 2024-2025 academic year.



# Schoolwide Title I School means:

- The school uses Title I funds to upgrade the entire educational program of the school.
- Title I funds are used to serve all children in order to raise academic achievement.
- Title I funds will be used to provide additional assistance to all students who experience difficulties in meeting the state's performance targets.

# To be a “Schoolwide” School:

- The school must qualify for Title I services and have a Schoolwide plan completed and approved.
- The school must collect and analyze data that impacts student achievement.
- The school must develop a comprehensive site plan and annually review the effectiveness of the plan. Our plan is available for your review at our Title I website or in the Parent Resource Center in the front office.

# How Can You Be Involved?



# Parent Involvement Opportunities

- Attend parent/teacher conferences
- Become part of your school's parent advisory group
- Attend Tawanka's Title I Parent meeting in the fall and spring (October 2nd @9:30 on zoom or @6:00 in the library)  
*Scan for info and to sign up!*
- Sign up for free/reduced lunch if you meet the income eligibility. Applications are open all school year.



# Free and Reduced Meals

- ✓ Available to students whose families meet income eligibility requirements.
- ✓ Lunch offered at a reduced price or for free, depending on income. These applications need to be completed annually. **This year, students that would normally qualify for reduced lunch will receive free lunch!**
- ✓ This year, breakfast will be free for all students due to Governor Shapiro signing into law universal free breakfast for schools participating in the School Breakfast Program.
- ✓ There is an online application and paper application. Our school nurse is available to assist if needed. The online application is translatable using Google Translate.
- ✓ It is completely confidential. Students receive a meal PIN Number that is the same meal PIN full-paying students receive. There is no difference. *Student ID is used to identify students in the system.*



# Income Eligibility Guidelines 24-25

INCOME ELIGIBILITY GUIDELINES											
# of people in your house		Annual income for Reduced meals					Annual income for FREE meals				
		Effective from					to				
		July 1, 2024					June 30, 2025				
HOUSEHOLD SIZE	FEDERAL POVERTY GUIDELINES	REDUCED PRICE MEALS - 185 %					FREE MEALS - 130 %				
	ANNUAL	ANNUAL	MONTHLY	TWICE PER MONTH	EVERY TWO WEEKS	WEEKLY	ANNUAL	MONTHLY	TWICE PER MONTH	EVERY TWO WEEKS	WEEKLY
48 CONTIGUOUS STATES, DISTRICT OF COLUMBIA, GUAM, AND TERRITORIES											
1 .....	15,060	27,861	2,322	1,161	1,072	536	19,578	1,632	816	753	377
2 .....	20,440	37,814	3,152	1,576	1,455	728	26,572	2,215	1,108	1,022	511
3 .....	25,820	47,767	3,981	1,991	1,838	919	33,566	2,798	1,399	1,291	646
4 .....	31,200	57,720	4,810	2,405	2,220	1,110	40,560	3,380	1,690	1,560	780
5 .....	36,580	67,673	5,640	2,820	2,603	1,302	47,554	3,963	1,982	1,829	915
6 .....	41,960	77,626	6,469	3,235	2,986	1,493	54,548	4,546	2,273	2,098	1,049
7 .....	47,340	87,579	7,299	3,650	3,369	1,685	61,542	5,129	2,565	2,367	1,184
8 .....	52,720	97,532	8,128	4,064	3,752	1,876	68,536	5,712	2,856	2,636	1,318
For each add'l family member, add	5,380	9,953	830	415	383	192	6,994	583	292	269	135



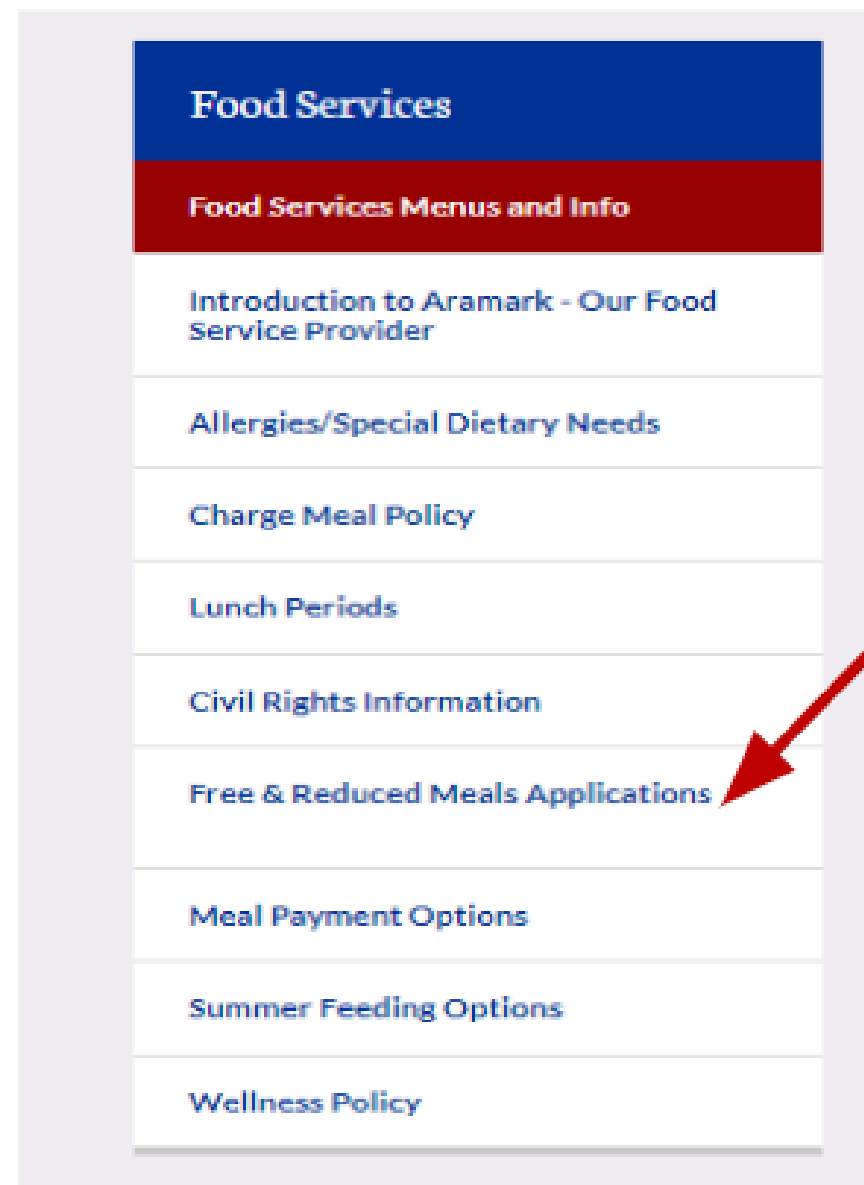

FOOD SERVICES

\*Eligibility is not based on income alone. The formula considers both income and the number of people that reside in the home.

\*\*This year, students that would normally qualify for reduced lunch will receive free lunch!

The online application can be found on the Neshaminy SD website. Use link at the bottom of the Home Page.

1) Follow the Food Services link.



2) Follow the link on the left side of the page.

3) Follow the online Schoolcafé link .

Visit <https://www.schoolcafe.com/> or use the free School Cafe app to apply quickly and easily online.  
or  
Print a paper copy.

[Pennsylvania Free Reduced Application \(English\)](#)

[Aplicación reducida gratuita de Pennsylvania \(Español\)](#)




# PA Core Standards

The PA Core State Standards Initiative is a **state-led effort to establish a single set of clear educational standards** for English-language arts and mathematics that states can share and voluntarily adopt.

The purpose of a standards-based reporting system is to provide parents/guardians, teachers and students with more accurate information about students' progress toward meeting content standards.

By monitoring the concrete skills and knowledge listed on the report card, we will know whether all students are learning what they should in each grade. Parents/guardians will be more aware of what their children should know and be able to do by the end of each grade level.





# CONTACT INFORMATION

Please contact your school's Principal or Title I Reading Specialist for more information:

Don Palmer, Principal

[dpalmer@neshaminy.org](mailto:dpalmer@neshaminy.org)

Andrea Gansor, Title I Reading Specialist

[agansor@neshaminy.org](mailto:agansor@neshaminy.org)

Beth Smith, Title I Reading Specialist

[bsmith@neshaminy.org](mailto:bsmith@neshaminy.org)

# THANK YOU!

Before you go, please  
scan the QR code  
below to fill out our  
food permission slip  
for this year!

